

David Busbee,
Ph.D.

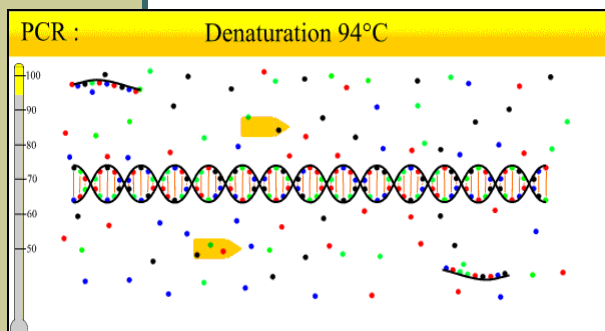
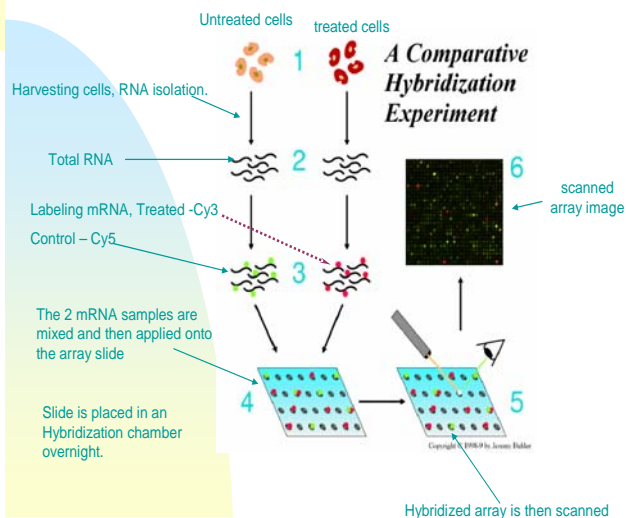
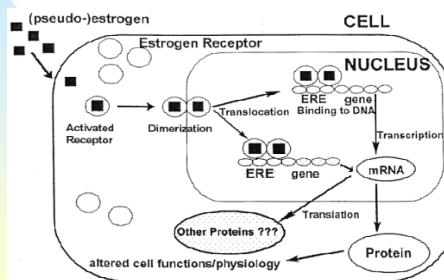
Reporter Genes for Evaluating Endocrine Disruptive Chemicals



Some of the chemicals we have Identified in Texas water #1

Aldrin	0.00	U	0.00	U	0.00	U	0.00	U
Dieldrin	6.27	12.50	5.69	8.20				
Endrin	0.00	U	0.00	U	0.00	U	0.00	U
Heptachlor	2.79	1.23	0.90	3.29				
Heptachlor-Epoxide	0.16	J	0.38	J	0.15	J	0.44	J
Oxychlorodane	7.22	0.21	J	0.74	0.51			
Alpha-Chlordane	1.27	3.10	1.66	2.31				
Gamma-Chlordane	6.61	14.93	7.15	9.85				
Trans-Nonachlor	1.06	J	2.58	J	1.67	J	1.92	J
Cis-Nonachlor	0.00	U	0.35	J	0.29	J	0.26	J
Alpha-HCH	0.00	U	0.00	U	0.00	U	0.00	U

How do endocrine interactive chemicals work?




A partial listing of genes dysregulated by diazinon

- Gene expression profile after treatment with Diazinon at 67 ppm
- Pub Med # ID or Gene Name Ratio

L20046 published	ERCC 5 (excision repair protein)	0.524
X59543 published	Ribonucleotide reductase M1 subunit	0.55
U50079	Histone deacetylase 1	0.704
M84739	Calreticulin	1.47
66403	Acetylcholine receptor epsilon	1.745
M014287	pM5 protein	1.759
NM000274	Ornithine aminotransferase	1.782
M008176	MYB binding protein	1.796

Jurkat cell line total RNA: Unstimulated (Cyanine 3) Vs. Stimulated (Cyanine 5)

Human 2400 cDNA array



The Southwest Center for Agricultural Health,
Injury Prevention and Education

